

## **Eastern Los Angeles Regional Center**

Gloria Wong, Director  
1000 South Fremont, Alhambra, CA 91802  
Phone: (626) 299-4700 • Fax: (626) 281-1163  
E-mail: [info@elarc.org](mailto:info@elarc.org)  
[www.elarc.org](http://www.elarc.org)



*Spring 2016*

## **Performance Report for Eastern Los Angeles Regional Center**

Every year, the Department of Developmental Services (DDS) contracts with regional centers in California to serve consumers and families. And, every year DDS looks at how well the regional centers are doing. This report will give you information about your regional center.

Last year, at Eastern Los Angeles Regional Center (ELARC) we served about 10,700 consumers. The charts on page 2 tell you about the consumers we serve. You'll also see how well we are doing in meeting our goals and in fulfilling our contract with DDS.

At ELARC, we want to improve every year, do better than the state average, and meet or exceed the DDS standard. As you can see in this report, we did well in nearly all areas in comparison to the state averages. We are committed to exceeding in all areas of the Performance Contract.

Our pledge is to institute operational measures that will make our partnership of greater value to you...our community of families/consumers and vendors. The Performance Contract involves those outcome areas that reflect our commitment to public policies regarding services to individuals with disabilities. We encourage you to be involved in the Performance Contract Process with us by participating in our annual public meeting or sending us your ideas and comments via mail, e-mail, or telephone. Specific information regarding the dates, times, and locations for public meetings is available at our website at [www.elarc.org](http://www.elarc.org)

We hope this report helps you learn more about ELARC. If you have any questions or comments, please contact us!

This report is a summary. To see the complete report, go to: [www.elarc.org](http://www.elarc.org)

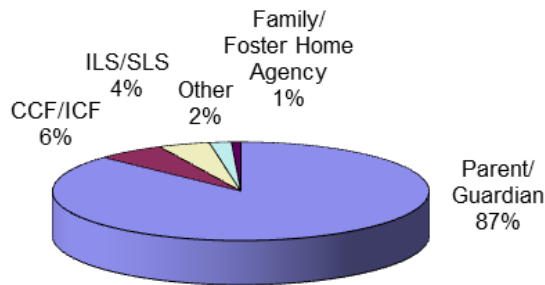
Or contact Elizabeth Harrell at **(626) 299-4862**

Gloria Wong,  
Director, Eastern Los Angeles Regional Center

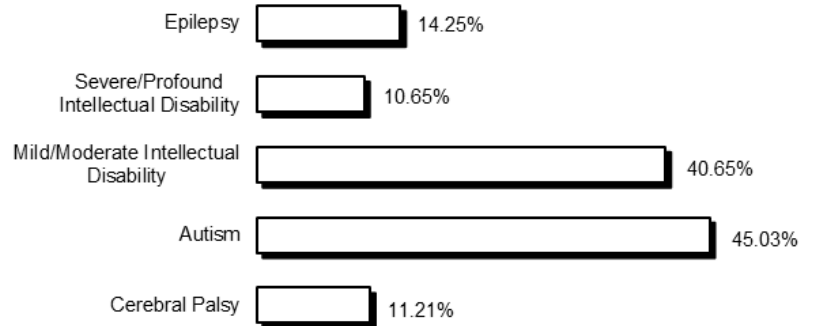
## Who uses ELARC?

These charts tell you about who ELARC consumers are and where they live.

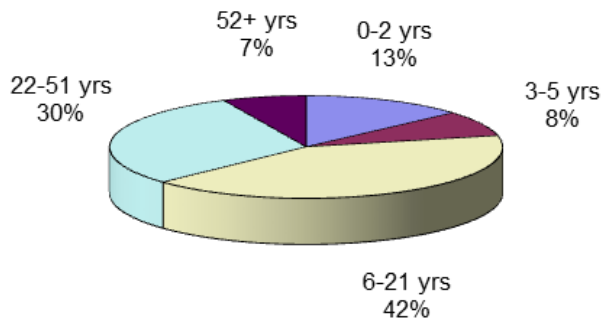
**WHERE ELARC CONSUMERS LIVE**



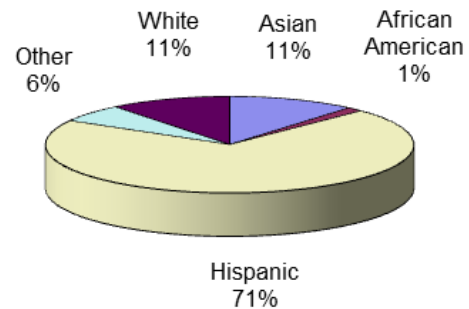
**PRIMARY DIAGNOSIS OF ELARC CONSUMERS**



**AGE OF ELARC CONSUMERS**



**ETHNICITY OF ELARC CONSUMERS**



## How well is ELARC performing?

This chart tells you about 5 areas where DDS wants each regional center to keep improving.

The first column tells you how ELARC was doing at the beginning of 2015. And, the second column shows how ELARC was doing at the end of 2015.

To see how ELARC compares to the other regional centers in the state, compare the numbers to the state averages (in the shaded columns).

Regional Center Goals (based on Lanterman Act)	December 2014		December 2015	
	State Average	ELARC	State Average	ELARC
Less consumers live in developmental centers	0.42%	0.20%	0.36%	0.14%
More children live with families	99.04%	98.31%	99.15%	98.42%
More adults live in home settings*	77.30%	84.64%	78.04%	85.03%
Less children live in large facilities (more than 6 people)	0.07%	0.13%	0.06%	0.11%
Less adults live in large facilities (more than 6 people)	2.96%	0.97%	2.78%	0.75%

\* Home settings include: independent living, supported living, Adult Family Home Agency homes, and consumers' family homes.

## Did ELARC meet DDS standards?

Read below to see how well ELARC did in meeting DDS compliance standards:

Areas Measured	Last Period	Current Period
Passes independent audit	Yes	Yes
Passes DDS audit	Yes	Yes
Audits vendors as required	Met	Met
Didn't overspend operations budget	Yes	Yes
Participates in the federal waiver	Yes	Yes
CDERs and ESRs are updated as required (CDER is the Client Development Evaluation Report and ESR is the Early Start Report. Both contain information about consumers, including diagnosis.)*	96.77%	95.84%
Intake/Assessment timelines for consumers age 3 or older met	100%	100%
IPP ( <i>Individual Program Plan</i> ) requirements met	99.38%	98.70%
IFSP ( <i>Individualized Family Service Plan</i> ) requirements met	96.02%	94.20%

*\*CDER and ESR currency percentages were weighted based on the regional center's Status 1 and Status 2 caseloads, to arrive at a composite score.*

Compliance with state regulations is very important to ELARC. We will continue to comply with state regulations.

### Want more information?

To see the complete report, go to: [www.elarc.org](http://www.elarc.org)

Or contact Elizabeth Harrell at **(626) 299-4862**